

Research Engagement and Learning

Gimlet Transactions: 520

516 virtual
4 Walk-ins

Types Transactions:

Finding Resources: 217
Research Assistance: 95
Library Hours: 95
Logins: 28
Textbooks: 22
Citing Sources: 8
Circulation Issues: 5
Database Access: 5
Writing Center/Stars: 4
Lamar info: 5
Printing: 4
ILL: 4
Library information: 4
E-reserves: 3
Computer Support: 2
Fax/Scan services: 2
Bookstore: 2
Using the library: 2
Donations: 2
Consultation: 2
Instructional: 2
Other Support (equipment, supplies): 1
Noise: 1
Library Job: 1
Lost and Found: 1
Reserves: 1
Weird: 1
IT: 1

Springshare Transactions: 1396

LU Local Chats: 999

Engagement Transactions: 113

Research Consultation: 25

24/7 Academic Global Cooperative: 397 from June 2021 – December 2021

Table 1 Monthly Transactions

Transaction	Jan 2021	Feb 2021	Mar 2021	Apr 2021	May 2021	Jun 2021	Jul 2021	Aug 2021	Sep 2021	Oct 2021	Nov 2021	Dec 2021
Totals	0	0	0	0	62	173	183	218	240	244	202	74

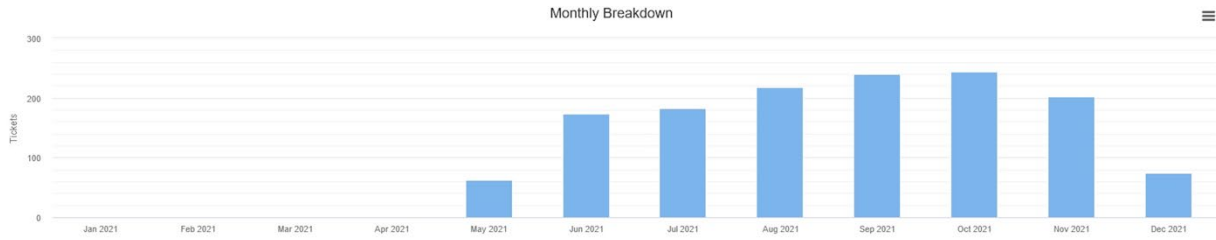


Table 2 Reference Effort Assessment Data (READ)

Value	Count	%
No Data	0	0%
1	527	37.8%
2	246	17.6%
3	447	32%
4	163	11.7%
5	12	0.9%
6	1	0.1%

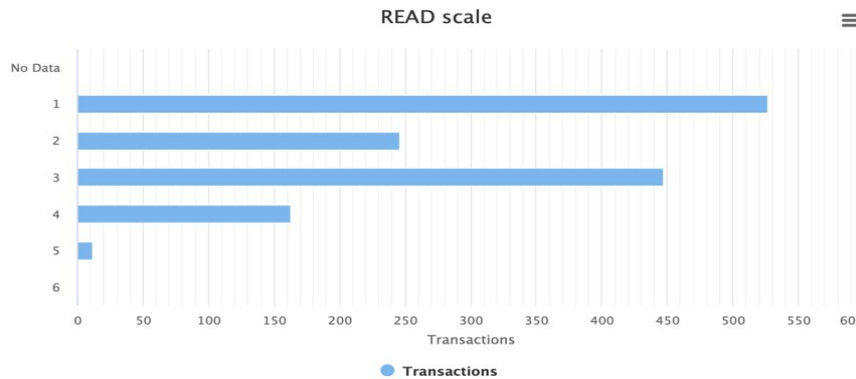


Table 3 Location

Value	Count	%
No Data	0	0%
Virtual	878	62.9%
24/7 Co-Op	398	28.5%
Engagement Activities	113	8.1%
Outreach	0	0%
Research Kiosk	5	0.4%
In-person	2	0.1%

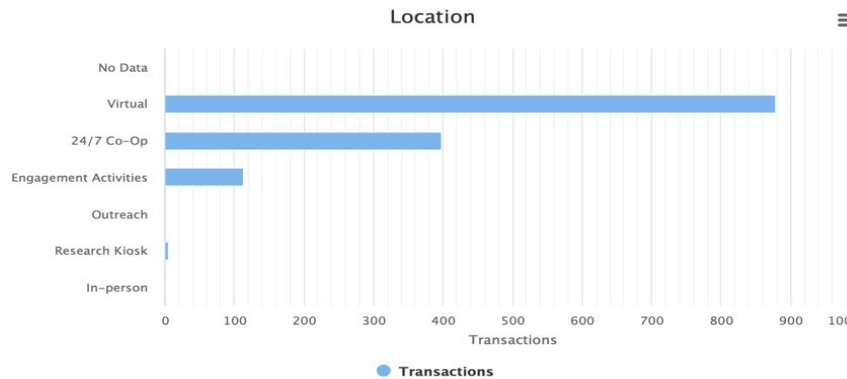


Table 4 Platform Questions Received

Value	Count	%
No Data	0	0%
Chat	739	52.9%
In-person	130	9.3%
Phone	267	19.1%
Text	32	2.3%
Email	218	15.6%
Virtually	10	0.7%

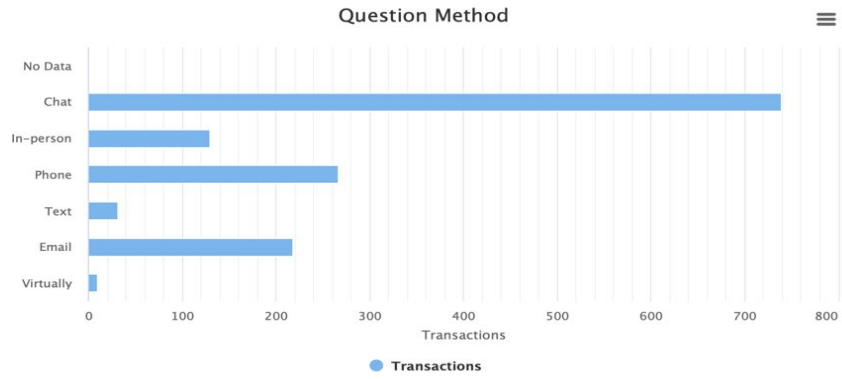
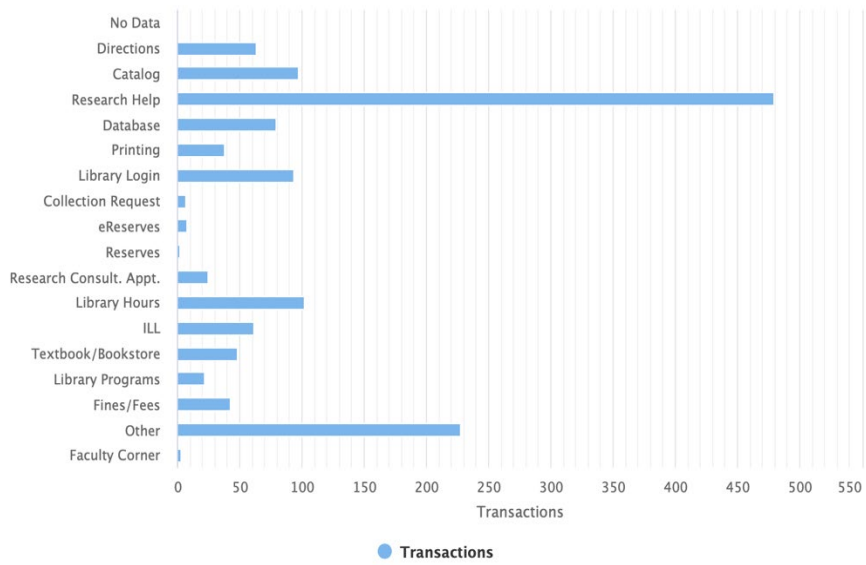


Table 5 Transactions' Topics

Value	Count	%
No Data	0	0%
Directions	63	4.5%
Catalog	97	6.9%
Research Help	479	34.3%
Database	79	5.7%
Printing	38	2.7%
Library Login	93	6.7%
Collection Request	7	0.5%
eReserves	8	0.6%
Reserves	2	0.1%
Research Consult. Appt.	25	1.8%
Library Hours	102	7.3%
ILL	61	4.4%
Textbook/Bookstore	48	3.4%
Library Programs	22	1.6%
Fines/Fees	42	3%
Other	227	16.3%
Faculty Corner	3	0.2%



of Research Transactions

Table 6 Length

Value	Count	%
No Data	0	0%
3 minutes or Less	594	42.6%
3-5 minutes	345	24.7%
5-10 minutes	208	14.9%
10-15 minutes	106	7.6%
15-20 minutes	59	4.2%
20-30 minutes	44	3.2%
30 minutes	13	0.9%
30-60 minutes	27	1.9%

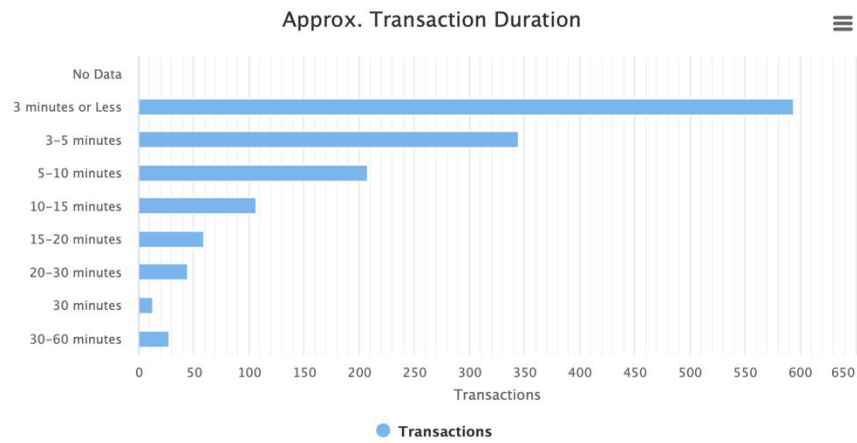


Table 7 Resources Used to Complete Transactions

Value	Count	%
No Data	0	0%
0	440	31.5%
1-2	855	61.2%
3-5	91	6.5%
6-8	6	0.4%
8-10	3	0.2%
10+	1	0.1%

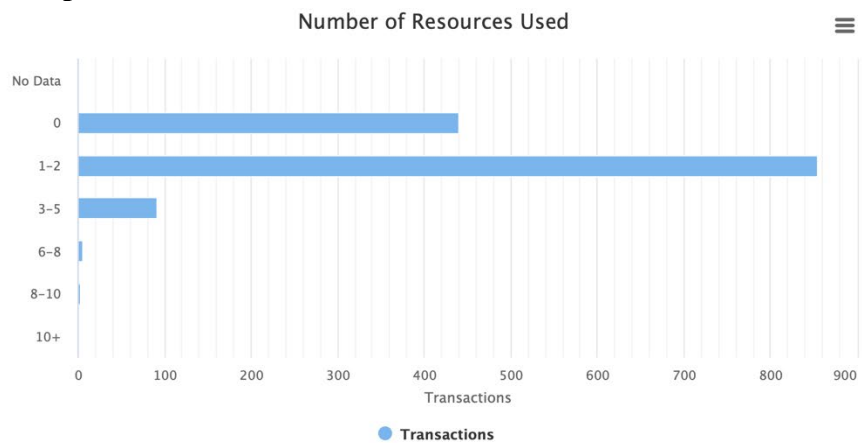


Table 8 # of Referrals

Value	Count	%
No Data	0	0%
No	1235	88.5%
Yes	161	11.5%

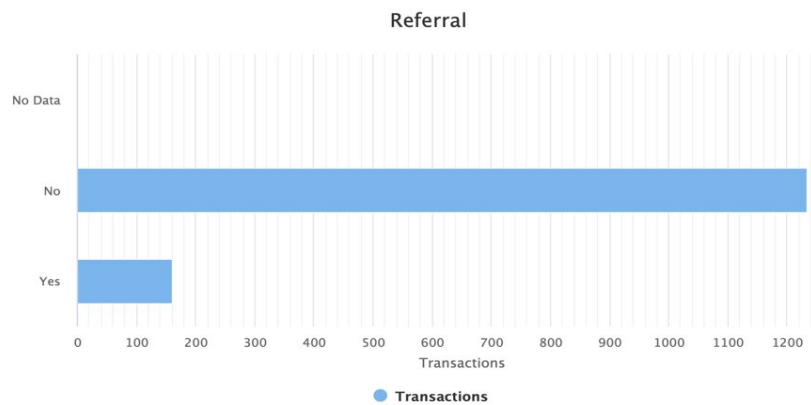
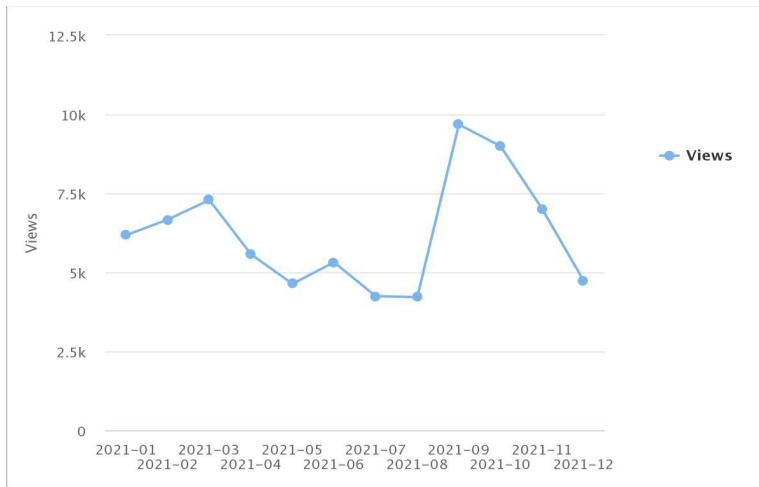


Table 9 Library Guides

232 Library Guides and 74,542 views



Technical Services

Acquisitions Statistics for Calendar Year 2021

Expenditures: Print Monographs (Local Funds)

Fund Code	Fund Name/Department	# of Books	Paid
12M	Management & Marketing	1	\$17.73
13M	Economics & Finance	6	\$221.92
21M	Professional Pedagogy	1	\$150.00
22M	Educational Leadership	7	\$499.82
28M	Health & Kinesiology	1	\$90.00
41M	Art	2	\$143.65
44H	Speech & Hearing	1	\$44.00
44M	Communication Disorders	1	\$190.33
51M	English & Modern Languages	3	\$166.93
52M	Political Science	13	\$1294.02
53M	History	3	\$219.87
55M	Sociology, Anthropology	8	\$192.20
61M	Biology	1	\$79.21
63M	Earth & Space Sciences	1	\$59.50
64M	Physics	4	\$1118.86
65M	Psychology	1	\$80.44
80M	Reference	1	\$324.78
81F	McNaughton/Fun Read		\$966.00
83M	Library	2	\$123.80
	Totals	57	\$6012.94

Expenditures: Continuations (Local Funds)

Fund Code	Fund Name/Department	# of Books	Paid
-----------	----------------------	------------	------

13S	Economics & Finance	1	\$62.93
30S	Engineering Interdisciplinary	7	\$938.99
52S	Political Science	1	\$72.00
80S	Reference	9	\$3767.43
	Totals	18	\$4841.35

Expenditures: Print Periodicals (Local Funds)

Fund Code	Fund Name	Expenditure
51S	English & Modern Languages	\$84.64
53S	History	\$141.41
56S	Mathematics	\$1299.35
83S	Library	\$113.96
280	Newspapers	\$682.30
70S	LIT	1128.00
70T	LIT Technology	86.49
	Totals	\$3536.15

Expenditures: E-Books (Local Funds)

Fund Code	Fund Name/Department	# of Books	Paid
13M	Economics & Finance	1	\$31.50
21M	Professional Pedagogy	5	\$303.94
22M	Educational Leadership	1	\$36.95
28M	Health & Kinesiology	1	\$305.00
41M	Art	1	\$113.00
44H	Speech & Hearing	1	\$319
51M	English & Modern Languages	25	\$3299.23
52M	Political Science	1	\$68
55M	Sociology, Anthropology	7	\$306.44
61M	Biology	1	\$119.94
67M		29	\$3463.60
70M		1	91.90
	Totals	74	\$8458.50

Expenditures: Databases (HEF Funds)

Database	Expenditure
American	\$18935
Communication	\$11477
Communication	\$4200
ECONLit with	\$9993
GEORef	\$8663

Historical	\$12876
Humanities	\$4777
SPORTDISCUS	\$15879
Library	\$3476
RILM	\$6692
Totals	\$96,968

Expenditures: Databases (HEF Funds)

Database	Expenditure
International	\$2781.67
Grove Music	\$3212.23
Grove Art Online	\$6587.42
Britannica Online	\$4263.30
Cabell's	\$4500
Scifinder ⁿ	\$17915
AnswerConnect	\$8334.25
Naxos	\$2050
Chronicle of	\$8787
MathSciNet	\$12253.84
Dissertations and	\$25370.82
Research Library	\$12301
Nursing and	\$7852.87
Journal Finder	\$3000
Credo	\$5768
Mental	\$3362
MLA	\$10450
PsycINFO	\$23580
AAS Historical	\$175
Art Full Text	\$5613
CINAHL Complete	\$13261
Criminal Justice	\$6921
EDS	\$34287
PsycTESTS	\$7442
Compendex	\$32937.14
Blooms Literary	\$2113.77
Humanities and	\$15735.12
World News	\$3382.07
Peterson's Test	\$2177
Literature	\$16532.23
GeoScienceWorld	\$13826.40
LearnTechLib	\$2405
IBISWorld	\$9500
JSTOR	\$7300
ARTstor	\$10925

Project Muse	\$16341.08
JoVE Unlimited	\$40000
Kanopy	\$5066.50
Kanopy Capped	\$12800
Knovel	\$15102.6
Web of Science	\$38193
NewsBank Access	\$20897
NAWLD and	\$375
US Major Dailies	\$9990.58
DSM V Library	\$6547
NetAdvantage	\$16740
ACS Web Editions	\$67994
BrowZine	\$6640.60
Stylebooks.com	\$220
EngNetBase	\$13430
MedOneComSci	\$5061.75
TexShare	\$27823
Chicago Manual	\$735
ComDisDome	\$3997.87
ValueLine	\$3500
Westlaw	\$17673.62
Cochrane	\$5936
Wiley	\$5516.86
Annual Reviews	\$1075
Counseling and	\$4100
Totals	\$692658.59

*Databases in bold are new subscriptions for 2021

CATALOGING STATISTICS FOR CALENDAR YEAR 2021 (as of December 31 of the calendar year)

ADDITIONS TO THE COLLECTIONS (Excluding Documents)

NEW TITLES CATALOGED:	YEAR 2021
New monograph print, music & visual title records	1,461
New serial & periodical print title records	18
New online title records	1380
Total New Title Records Cataloged	2,859

BREAKDOWN OF ITEMS ADDED BY CATEGORY:

Books	625
Reference Books	13
E-Books	330
E-Journals	1,072
New/Changed/Missing Periodical Titles	54
FunRead	133

Special Collections	44
Theses – Stacks	103
Theses – Archives	119
Maps	1
Music Scores	497
Total Items Added	2,292

ADDITIONS TO THE DOCUMENTS COLLECTIONS

NEW DOCUMENT TITLES CATALOGED:	YEAR 2021
New GPO title records (print, audio, video)	351
New GPO online title records	4,883
Total New Document Title Records	5,234

NEW DOCUMENT ITEMS ADDED:	
New monograph & serial print & visual items	659
New online items	5,052
Total New Document Items Added	5,711

BREAKDOWN OF DOCUMENT ITEMS ADDED BY CATEGORY:	
GPO Print Documents	601
GPO Print Periodical Volumes Barcoded	22
GPO Online Documents	4,772
GPO Online Periodical Documents	280
GPO Maps	2
GPO Microfiche	9
GPO CDs	8
GPO DVDs	14
GPO Posters	2
GPO Kits	1
Total Documents Added	5,711

WITHDRAWN FROM THE COLLECTIONS

ITEMS WITHDRAWN:	YEAR 2021
Monograph print, music & visual items	31
Print Periodicals	11,271
Total Items Withdrawn	11,302

TOTAL E-BOOK ITEM CATEGORIES

(starred item categories represent E-Books leased from our subscription databases, not purchased for the permanent collection)

	YEAR 2021
NetLibrary	29,441
Ebrary	713
EBSCO	1,755
Springer	877
ScienceDirect	816
Credo*	830
Knovel*	3,636
JSTOR	4,979
Total E-Books	43,047

OTHER ITEM CATEGORY TOTALS

Year 2021

LIT
McNaughton442
913**ILL Borrowing Statistics: Annually**

STATUS	REQUESTS (LOANS+ARTICLES)	DOCUMENT DELIVERY	TOTAL
INITIATED	1376	0	1376
FILLED	1273	971	2244
CANCELLED	32	0	32
UNFILLED	71	0	71

ILL Borrowing Statistics: Monthly

	JAN	FEB	MAR	APR	MAY	JUN	JULY	AUG	SEPT	OCT	NOV	DEC
REQUESTS INITIATED	85	84	140	110	69	117	149	132	182	146	90	72
REQUESTS CANCELLED	0	0	1	0	7	2	9	7	1	4	1	0
REQUESTS FILLED	75	72	127	110	55	115	140	125	181	142	78	53
LOAN	28	14	40	28	20	29	29	24	29	19	12	14
COPY	47	58	87	82	35	86	111	101	152	123	66	39
REQUEST UNFILLED	10	12	12	0	7	0	0	0	0	0	11	19
DOCUMENT DELIVERY	67	88	109	67	29	96	128	64	138	65	102	19

LENDING STATISTICS: ANNUALLY

STATUS	REQUESTS (LOANS+ARTICLES)
RECEIVED	2954
FILLED	1943
CANCELLED	23
UNFILLED	988

LENDING STATISTICS: MONTHLY

	JAN	FEB	MAR	APR	MAY	JUN	JULY	AUG	SEPT	OCT	NOV	DEC
REQUESTS RECEIVED	301	248	352	324	196	248	198	190	216	265	269	147

REQUESTS CANCELLED	2	1	3	2	0	4	1	1	3	5	1	0
REQUESTS FILLED	207	156	224	233	135	176	145	104	135	157	180	91
LOAN	115	68	102	81	61	89	70	54	67	63	76	43
COPY	92	88	122	152	74	87	75	50	68	94	104	48
REQUEST UNFILLED	92	91	125	89	61	68	52	85	78	103	88	56

TEXpress Statistics:

OUTGOING PACKAGES	552
INCOMING PACKAGES	697

Circulation/Reserves

Circulation totals by user type for 2018 to 2022

Month	Undergrad		Graduate		Faculty		LIT		TexShare		Retiree		Alumni		Friend		McNair		Total	Total
year	18	19	18	19	18	19	18	19	18	19	18	19	18	19	18	19	18	19	18	19
Jan	134	107	88	55	50	50	20	2	0	0	0	3	1	10	0	7	0	0	293	234
Feb	435	307	114	102	65	65	35	1	0	0	0	0	4	7	0	0	0	0	653	482
Mar	618	504	90	54	50	57	10	10	0	2	0	0	5	13	0	0	3	0	776	640
Apr	607	531	40	62	58	78	83	27	0	0	0	2	7	8	0	0	4	0	799	708
May	44	85	25	40	90	67	10	0	0	0	0	0	2	4	0	0	0	0	171	196
Jun	81	28	11	30	57	98	0	0	0	0	0	0	4	6	0	0	2	0	155	162
Jul	63	66	36	39	95	57	1	5	0	18	0	16	8	5	3	3	0	0	206	209
Aug	101	73	32	17	90	47	2	0	0	1	20	6	9	6	0	0	3	0	257	150
Sept	419	258	98	50	92	73	0	5	0	8	1	9	2	0	4	0	1	0	617	403
Oct	661	616	96	31	79	47	11	10	0	0	0	8	17	3	4	0	0	0	868	715
Nov	716	484	78	26	91	108	8	195	0	0	0	4	2	14	1	0	0	0	896	831
Dec	150	68	16	14	25	28	0	3	0	0	1	4	8	5	0	0	0	0	200	122
Totals	4029	3127	724	520	842	775	180	258	0	29	22	52	69	81	12	10	13	0	5909	4852

Month	Undergrad		Graduate		Faculty		LIT		TexShare		Retiree		Alumni		Friend		McNair		Total	Total
	20	21	20	21	20	21	20	21	20	21	20	21	20	21	20	21	20	21		
year	20	21	20	21	20	21	20	21	20	21	20	21	20	21	20	21	20	21	20	21
Jan	68	35	14	11	28	18	3	2	0	0	4	0	5	4	0	4	0	0	122	74
Feb	389	56	57	22	47	39	24	0	0	0	0	0	9	1	0	0	0	0	526	118
Mar	193	90	20	26	59	10	86	130	0	0	4	0	11	0	2	0	0	0	375	256
Apr	90	107	2	12	10	11	26	26	0	0	0	14	0	0	0	0	0	0	128	170
May	8	20	4	8	37	32	0	6	0	0	0	5	0	2	1	3	0	0	50	76
Jun	21	12	8	22	48	35	0	0	0	0	0	11	0	1	1	0	0	0	78	81
Jul	11	6	14	9	23	28	0	4	0	0	0	5	0	2	0	9	0	0	48	63
Aug	27	46	12	47	34	45	0	2	0	0	0	0	0	3	0	4	0	0	73	147
Sept	56	76	48	25	35	73	1	13	0	0	0	0	0	0	2	0	0	0	142	187
Oct	117	87	16	42	52	55	54	39	0	0	0	0	0	1	4	0	0	0	243	224
Nov	83	173	25	12	18	23	66	6	0	0	0	0	3	0	0	0	0	0	195	214
Dec	23	27	15	3	15	14	0	0	0	0	0	0	3	0	0	0	0	0	56	44
Totals	1086	735	235	239	406	383	260	228	0	0	8	35	31	14	10	20	0	0	2036	1654

Money Collected

cash total from circulation					
Month	2017	2018	2019	2020	2021
January	1,128.65	856.31	929.00	353.64	886.56
February	655.25	724.80	741.29	1,193.34	480.33
March	637.50	336.05	492.19	835.34	355.12
April	1,749.39	778.56	1,565.99	229.76	2,206.46
May	1,281.21	906.00	916.17	157.25	792.73
June	268.50	1,006.50	1,074.94	135.00	230.14
July	646.29	205.00	464.60	1,549.18	461.78
August	458.44	958.14	430.50	307.00	631.74
September	675.00	773.22	807.44	472.02	589.06
October	578.70	238.25	943.16	989.39	481.85

November	626.50	649.70	367.29	754.08	171.00
December	686.71	664.54	782.84	375.88	313.64
Grand Total	\$9,392.14	\$8,097.07	\$9,515.41	\$7,351.88	\$7,600.41